

Victims of Trafficking : Who are they?

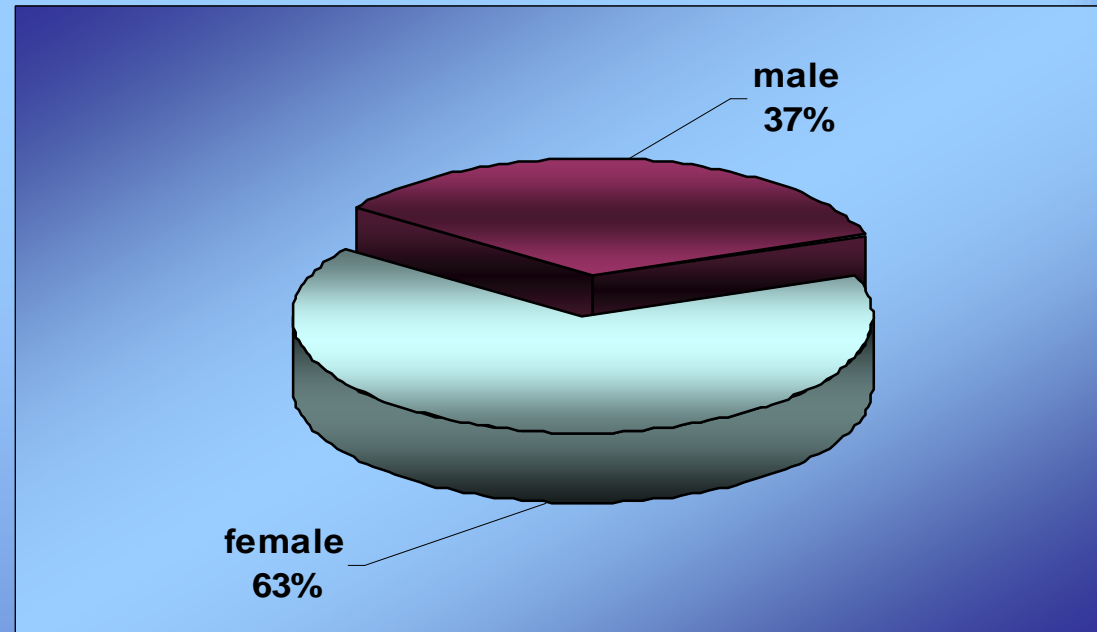
*A Statistical Profile for the period of
March 2006 – 15 November 2009*

Total number of assisted victims – 424 persons.



Age and Gender of Victims

Most of the trafficking victims assisted by IOM are **women of the age of 18 – 28.**



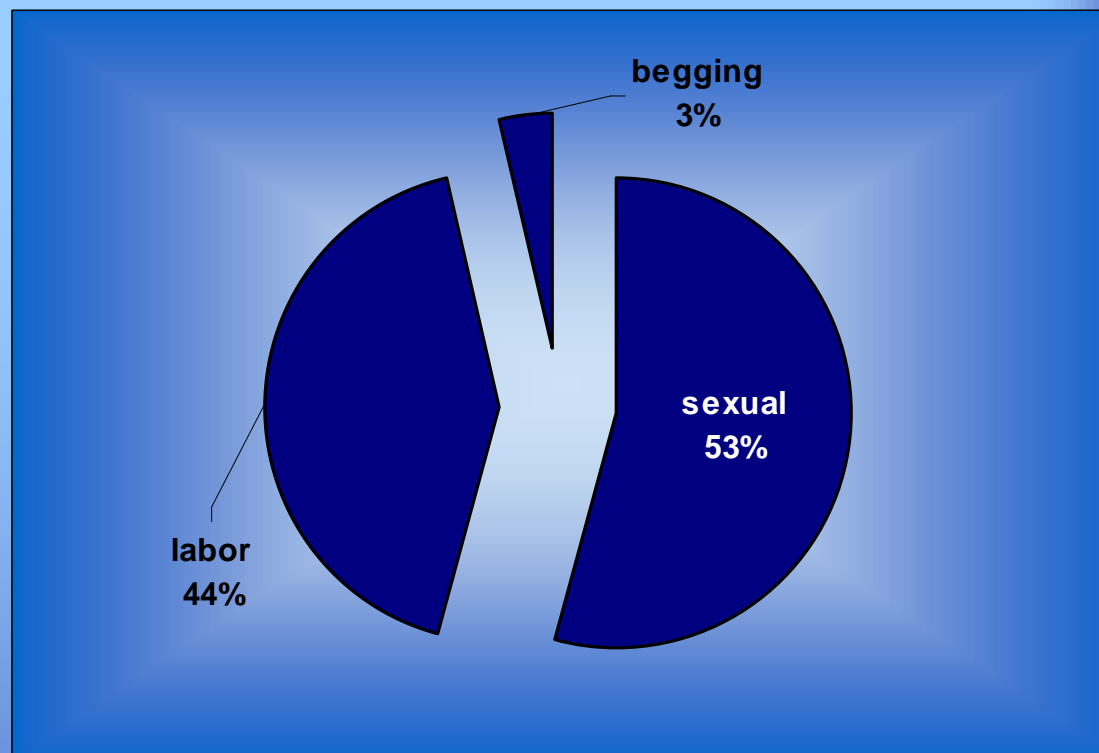
Age Group	Minors (up to 17)	18-21	22 - 24	25-28	29 - 32	33 and older	Total
Number	9	127	76	65	48	99	424

Types of Exploitation

The majority of victims (53%) are subjected to sexual exploitation.

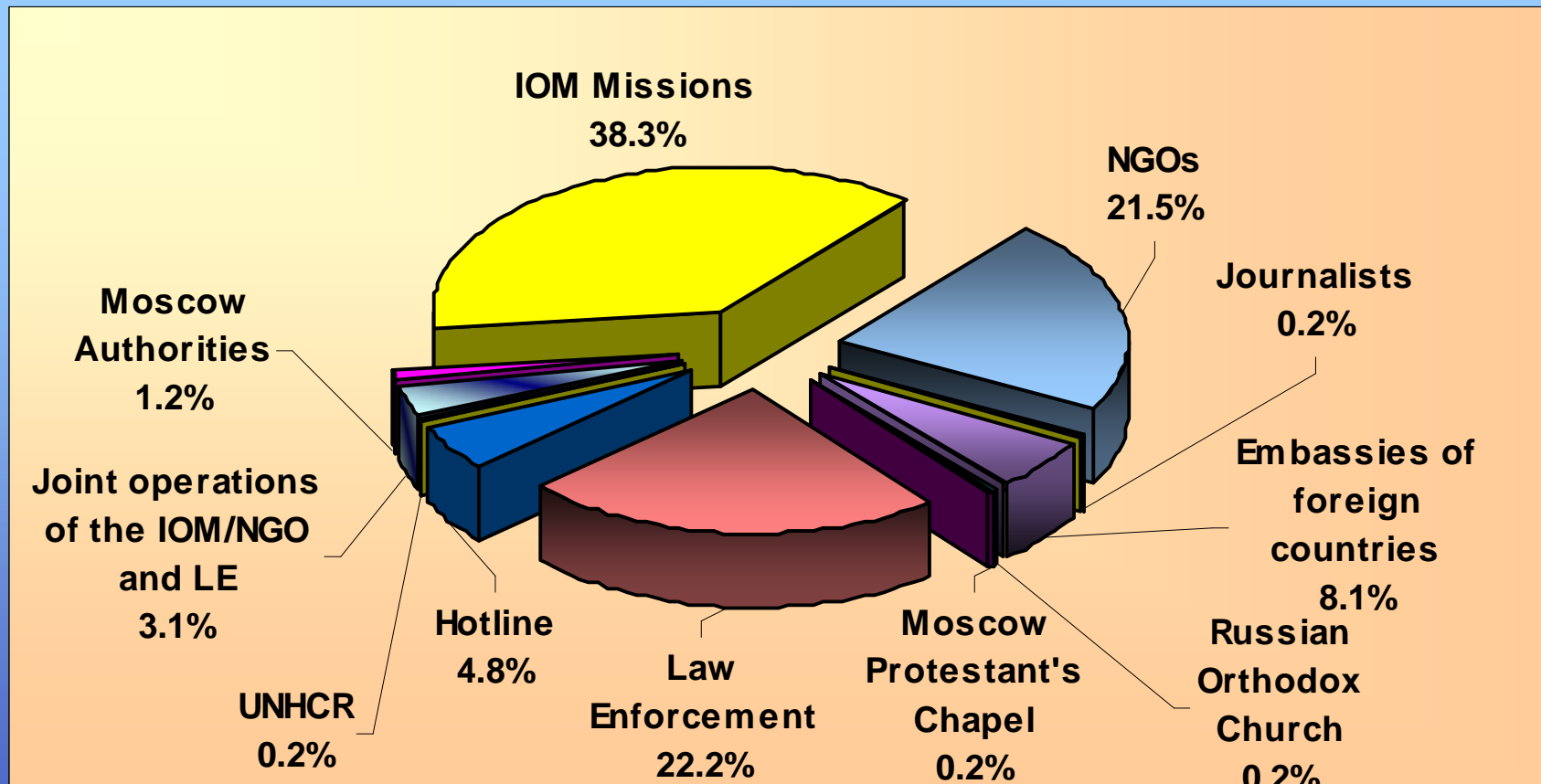
Exploitation patterns differ from region to region.

The trends of persons assisted indicated that the number of labor exploitation cases, especially non-Russian nationals exploited on the territory of the RF, is gradually increasing.



Types of exploitation	number	percent
sexual	225	53%
labor	186	44%
begging	13	3%
Total	424	100%

Agencies Referring Victims for Assistance to IOM Moscow

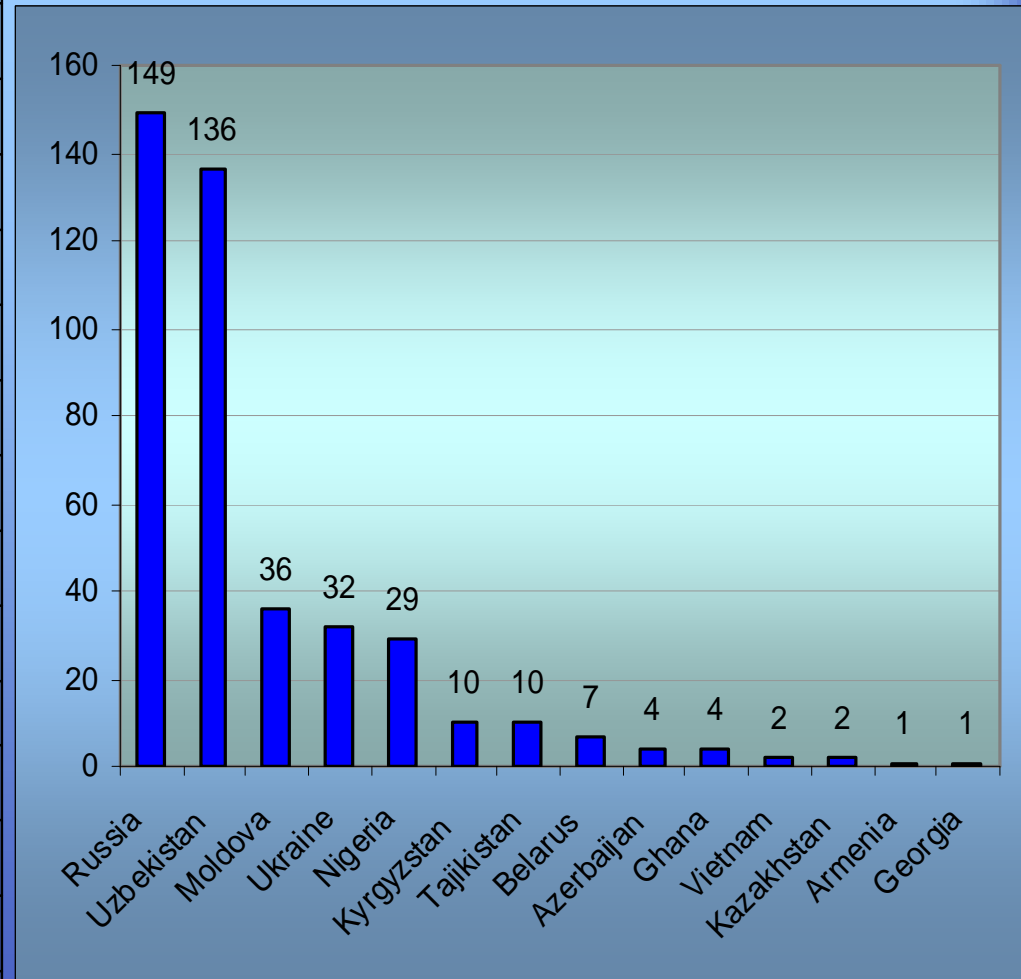


NGO-Partners Referring Victims for Assistance

NGO	VoT's number
Uzbekiston, Astrakhan	30
Oratorium, Astrakhan	16
Angel Coalition, Moscow	15
NGO "Vivere", United Arab Emirates	6
Tajikistan Foundation, Migration and Law, Moscow	5
Terre Des Hommes, Moldova	3
Far East Crisis Center, Vladivostok	3
NGO "Fatima", Kazan	2
NGO "Crisis Centre", St. Petersburg	2
Isha L'isha, Izrael	2
NGO supported by Orthodox Church, OAE	1
Karelian Center of Gender Studies, Petrozavodsk	1
Angara, Irkutsk	1
TONC JAHONI, Uzbek NGO in Russia	1
NGO Independent social Women's center of Pskov	1
"RRC for the Prevention of the Violence", Rostov-on-Don	1
TOTAL	90

Countries of Origin:

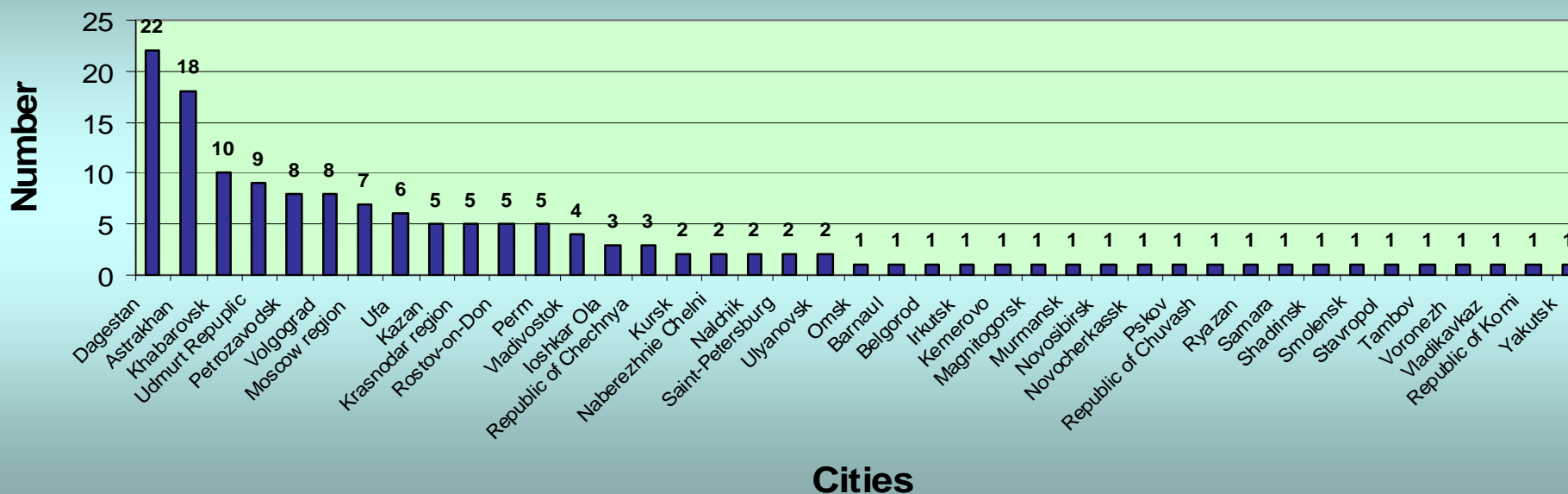
Country	Number of VoTs	percent
Russia	149	35.2%
Uzbekistan	136	32.2%
Moldova	36	8.5%
Ukraine	33	7.5%
Nigeria	29	6.9%
Kyrgyzstan	10	2.4%
Tajikistan	10	2.4%
Belarus	7	1.7%
Azerbaijan	4	0.9%
Ghana	4	0.9%
Vietnam	2	0.5%
Kazakhstan	2	0.5%
Armenia	1	0.2%
Georgia	1	0.2%
Total	424	100%



Residence of Beneficiaries in the RF

(424 VoTs were assisted by IOM Moscow, including 149 Russian origins):

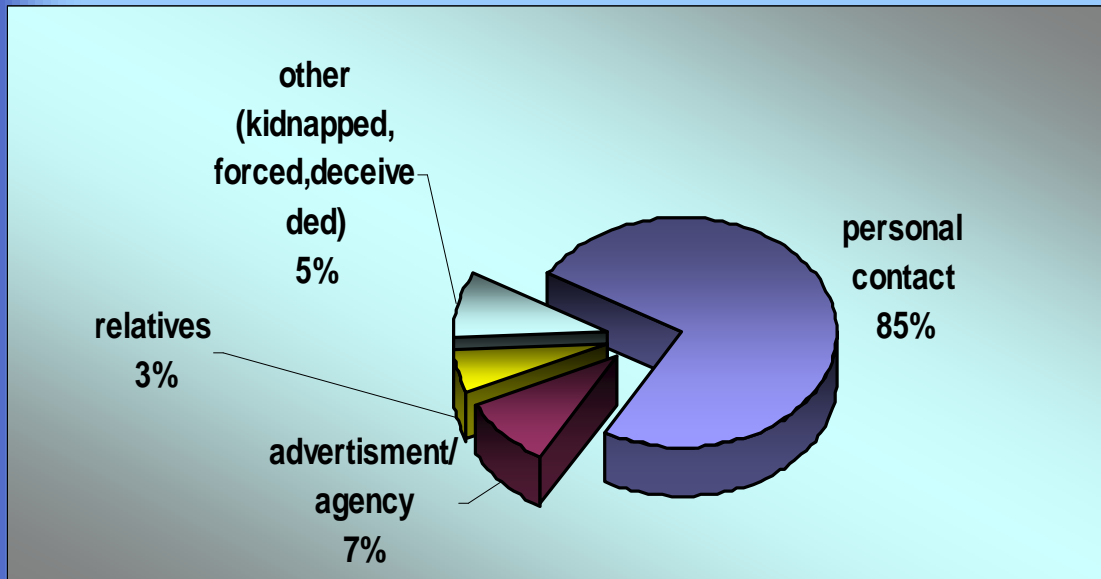
Places of repatriation, Russian VoTs



Countries, where VoTs (Russian nationals) were identified:

Country	Persons, who were identified
Turkey	44
Greece	17
Italy	7
Spain	7
United Arab Emirates	7
Armenia	5
Georgia	3
Cyprus	2
Azerbaijan	2
Belarus	2
Kyrgyzstan	2
Izrael	2
Bosnia and Herzegovina	1
Kosovo (Serbia)	1
Ukraine	1
Poland	1
Guatemala	1
Republic of Dominican	1
Switzerland	1
In the RF region	41
Total	149

Modes of Recruitment



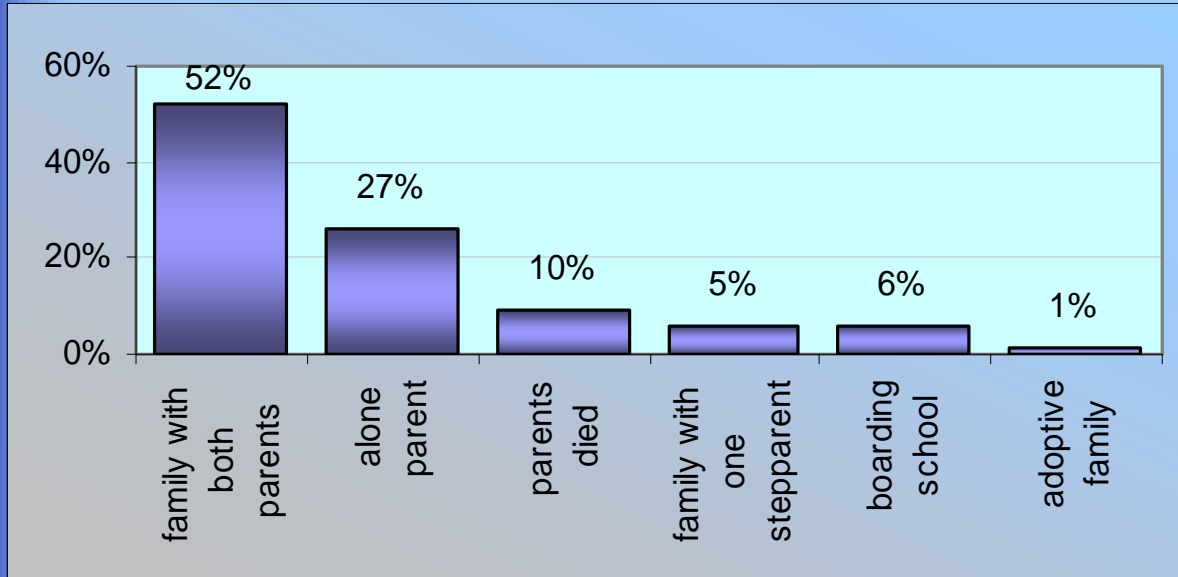
Out of 424 assisted cases the majority of victims - **85%** were recruited through personal contacts,

7% were deceived, forced to work or kidnapped,

5% were recruited through advertisings and agencies,

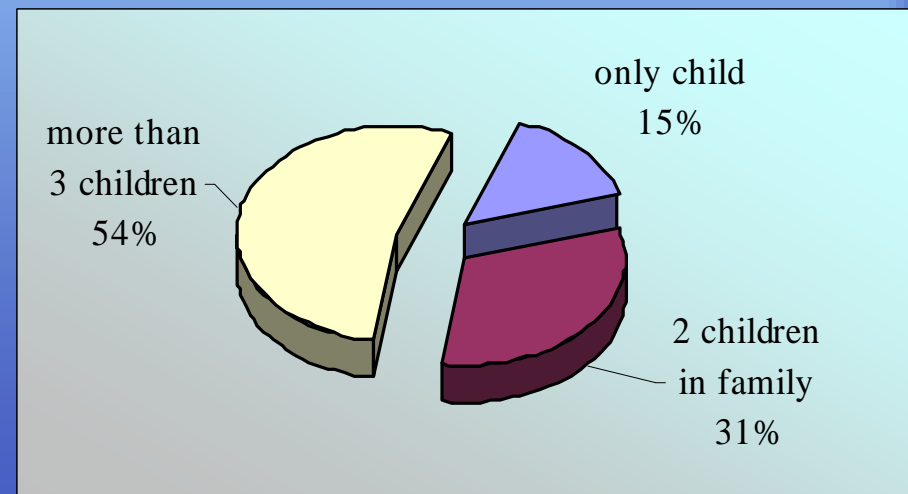
3% were recruited by relatives.

Victims' Families Composition



Out of the 424 assisted victims lived with their families, with:
both parents (52%),
single parent (27%),
no parents (10%) .

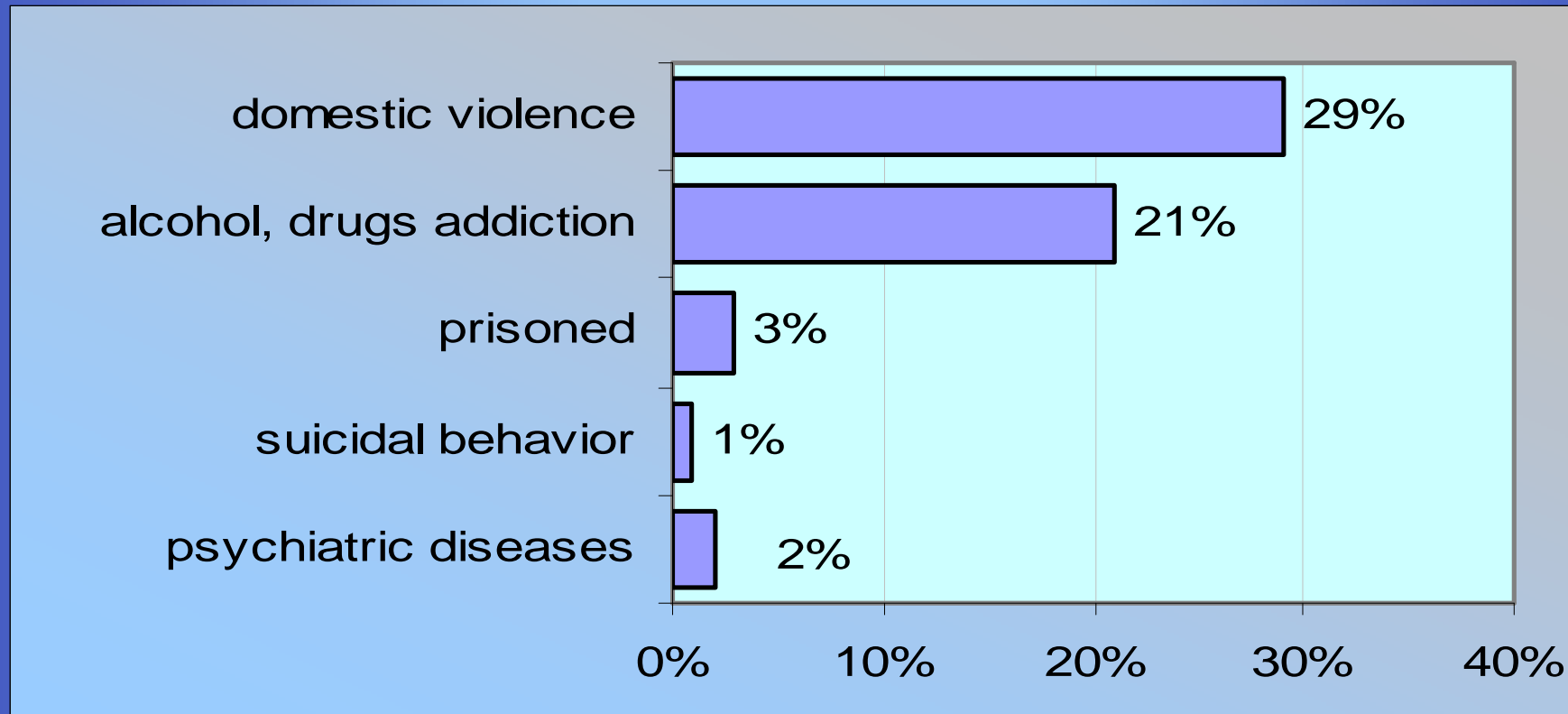
Out of 424 assisted, the victims lived with their families, with:
only one child – 15%,
2 children – 31%
and more than 3 children – 54%.



Victims' Families Specifics

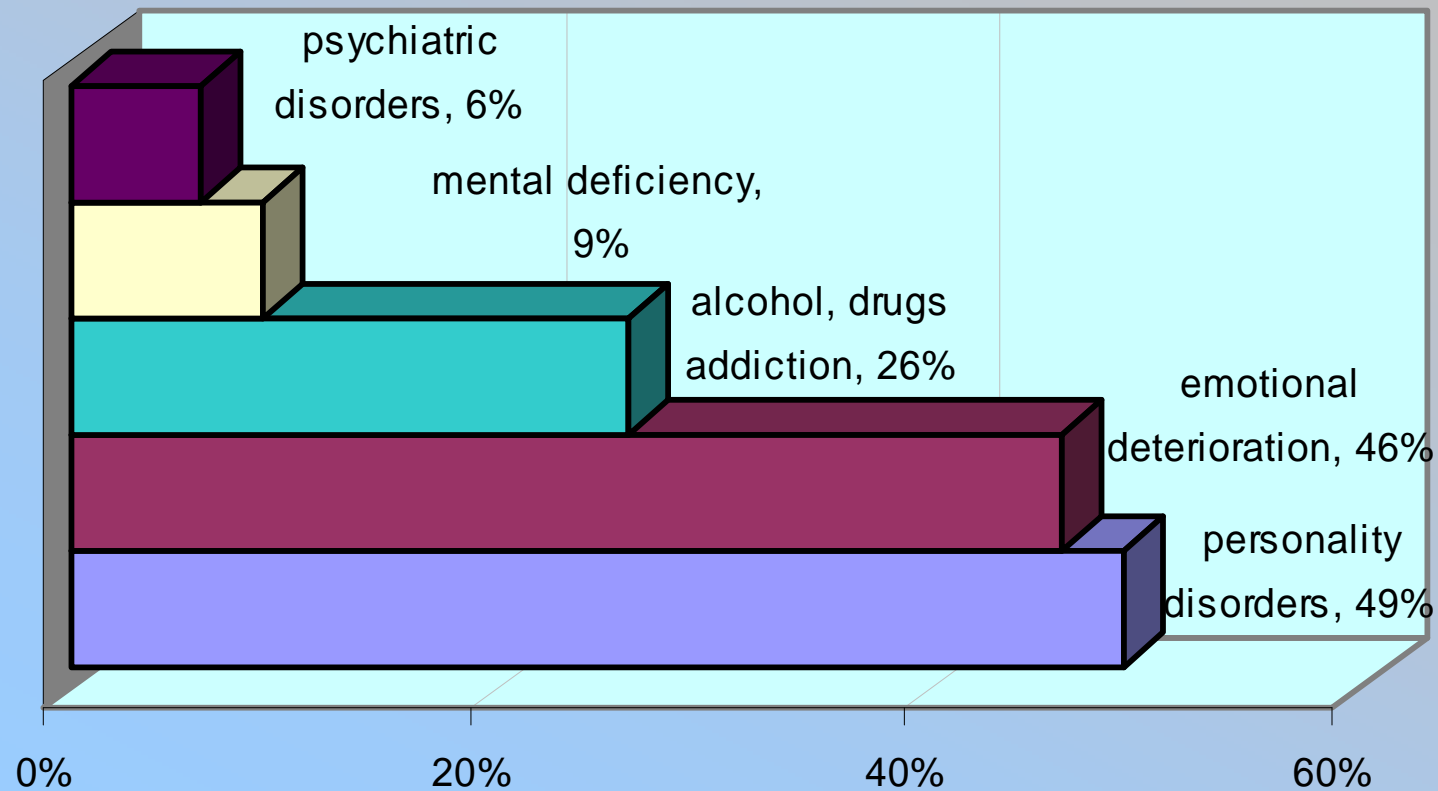
Out of 424 victims assisted **40%** grown up in dysfunctional families. A dysfunctional family is a family in which conflict, misbehavior and even abuse from one of members of the family occur continually and regularly, while other family members get adapted to such behavior.

Such families were characterized by: domestic violence (29%), alcohol and drug addiction of family members (21%), family members with the records of imprisonments (3%), having psychiatric diseases (2%), suicidal behavior (1%).



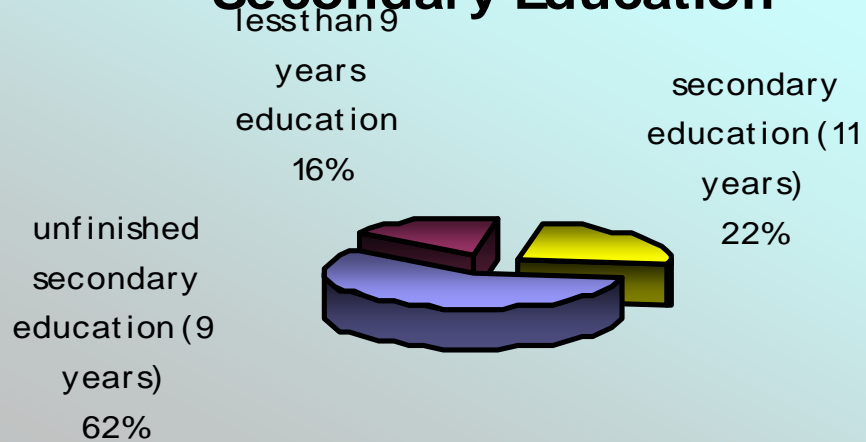
Psychological Profile of VoTs

Out of 424 assisted victims **46%** are emotionally deteriorated, **49%** has personality disorders, **26%** are alcohol and/or drug addicted, **9%** are mental deficient, **6%** has mental disorders.

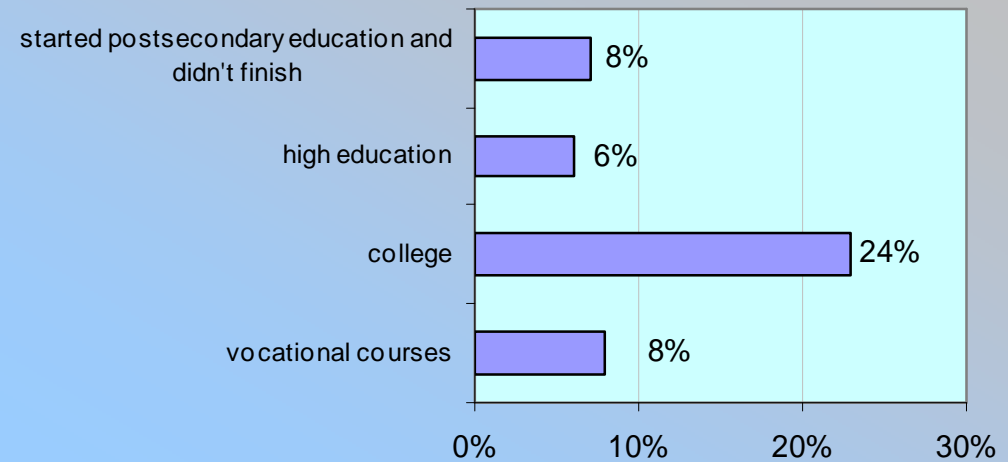


Education of Victims

Secondary Education

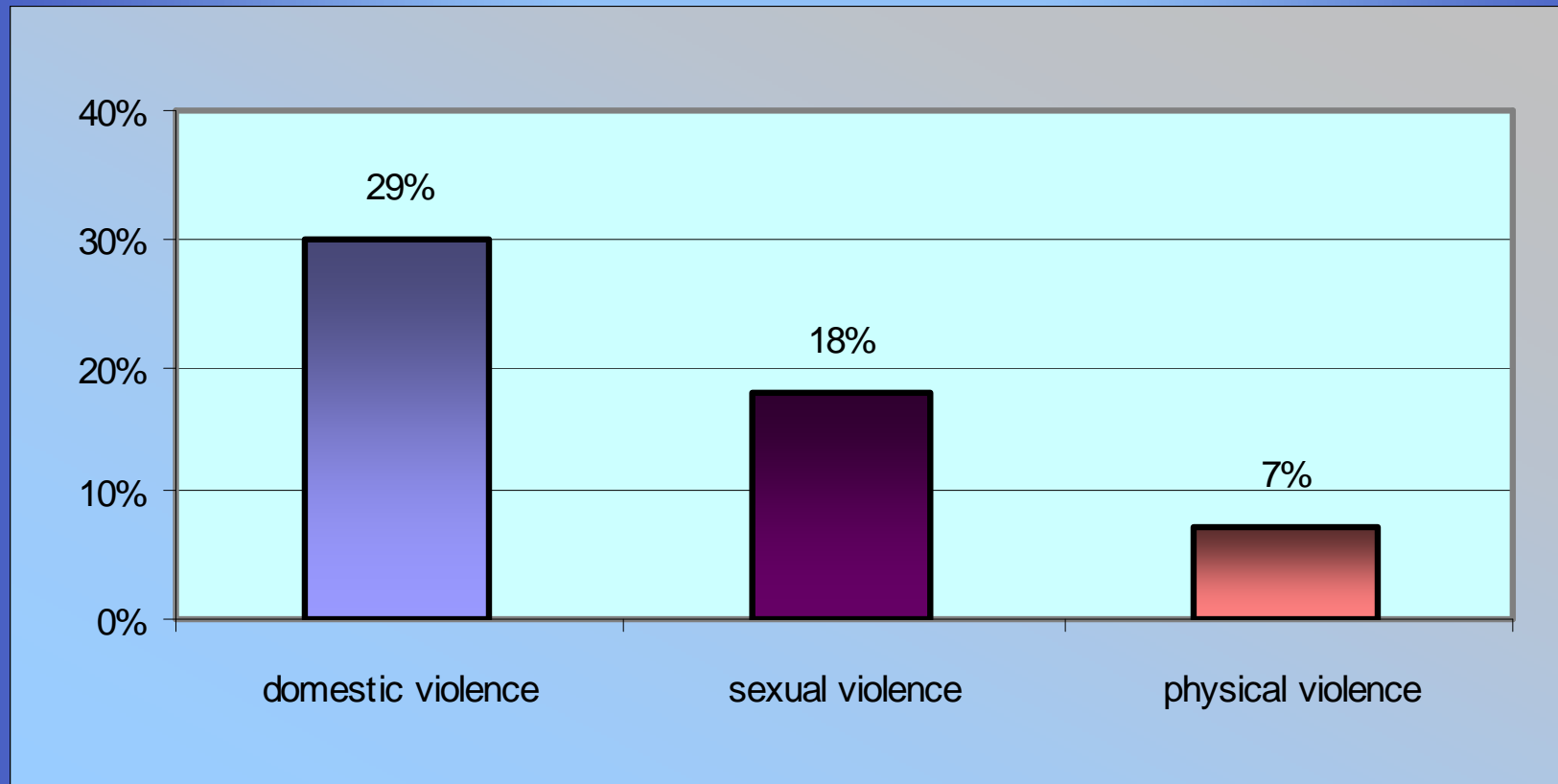


Post-Secondary Education



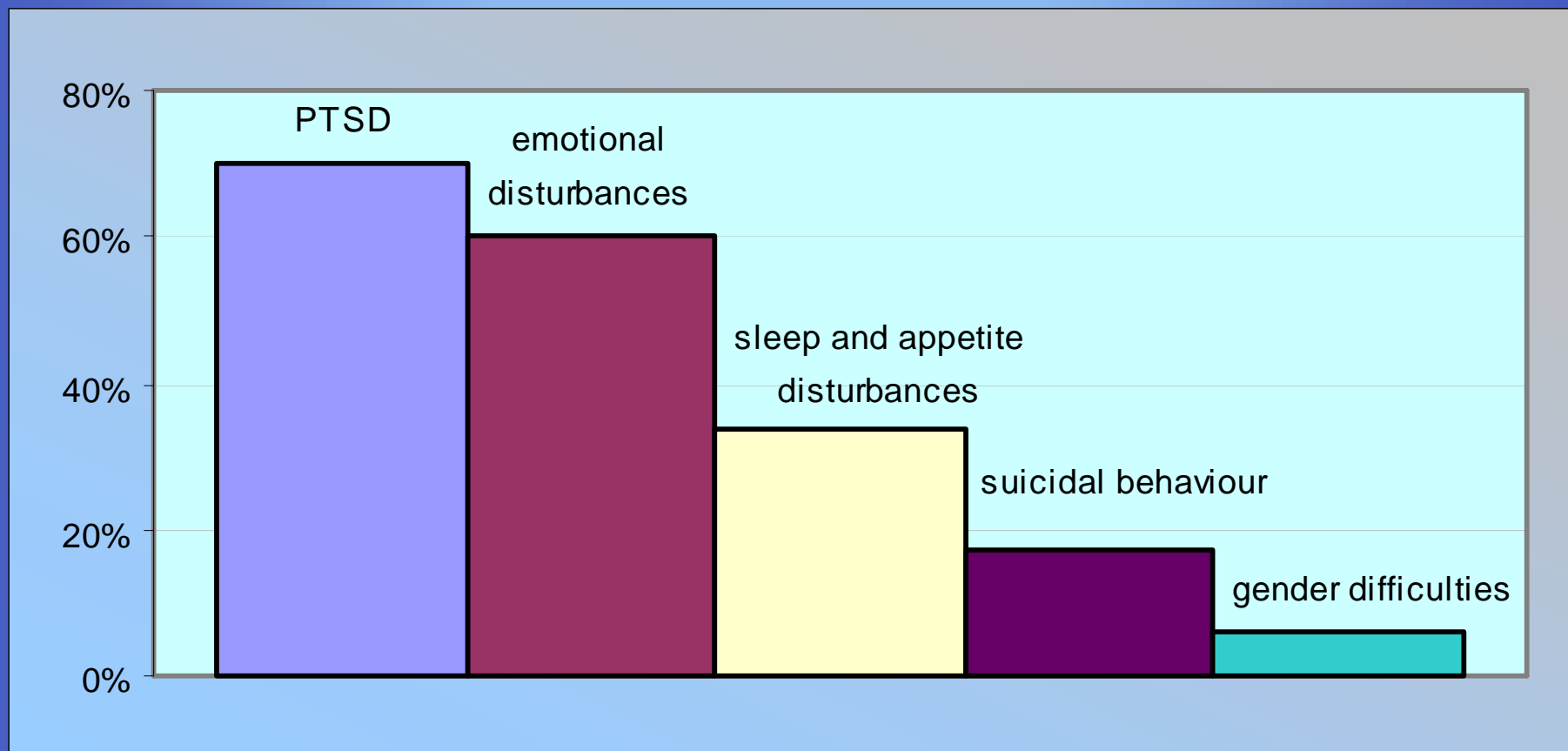
Previous violence experience of victims

Out of 424 assisted victims **29%** had experience of domestic violence, **18%** – sexual violence, **7%** - physical violence.




Psychological after-effects of trafficking experience

Out of 424 assisted victims **73%** has posttraumatic stress disorder (PTSD), **61%** - emotional disturbances, **37%** - sleep and appetite disturbances, **17%** - suicidal behavior, **6%** - gender difficulties.



Posttraumatic Stress Disorder (PTSD)

Out of 424 assisted victims **73%** has posttraumatic stress disorder (PTSD):
5% - strong posttraumatic stress, 22% - medium posttraumatic stress and
46% - weak posttraumatic stress.

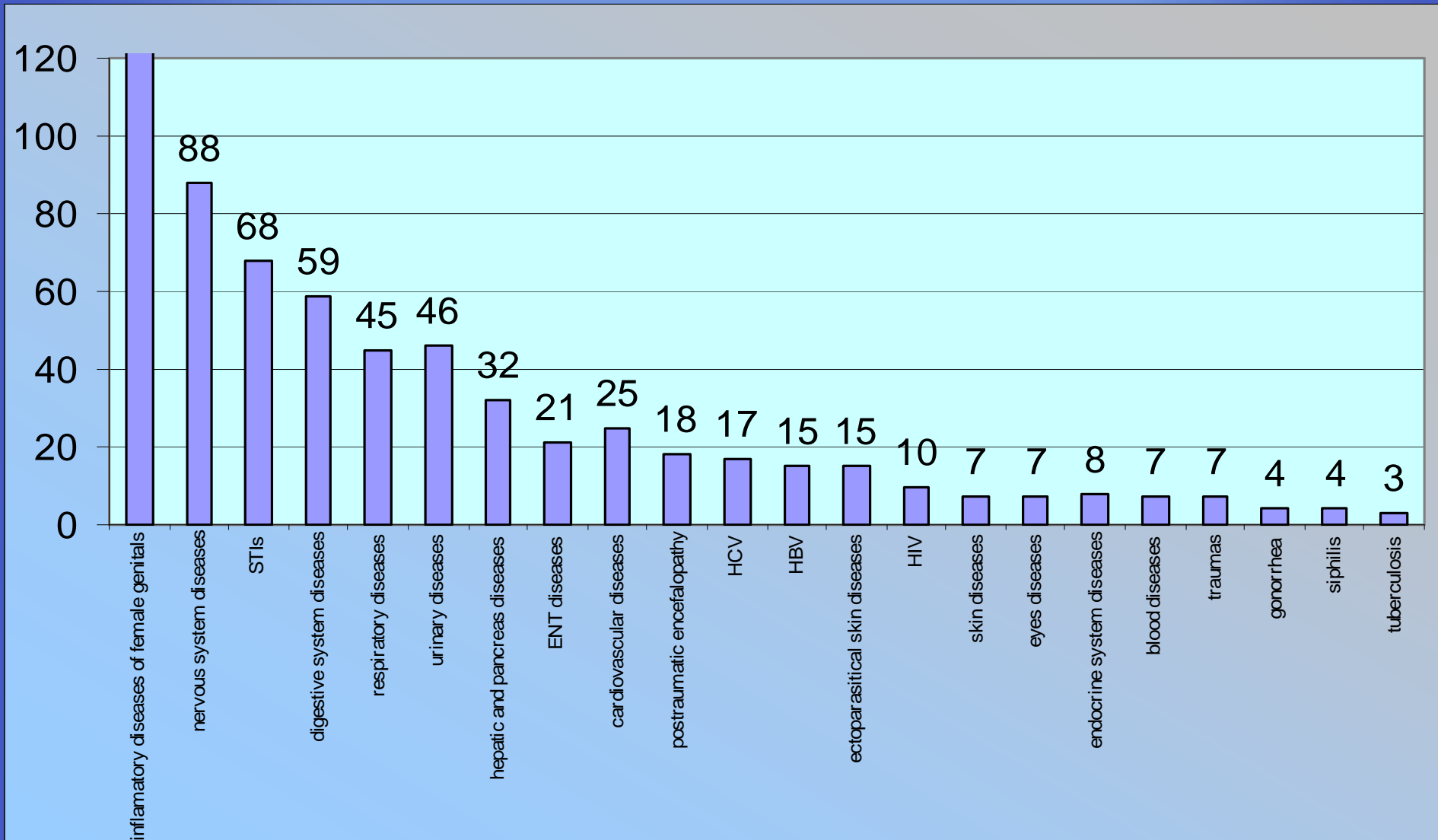


Diseases revealed for the period from October 2006 to November 2009

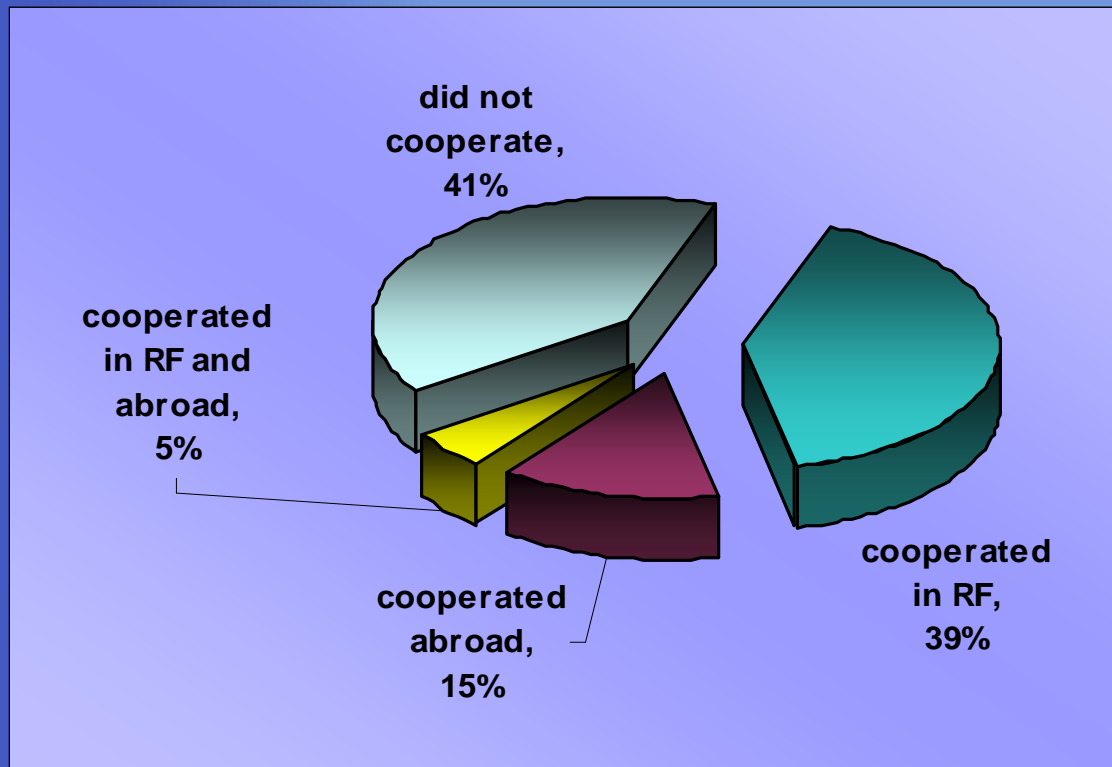
Age

Diseases	15-19	20-24	25-29	30-34	35-39	40-44	45-49	50-54	55-59	>60	Total
Inflammatory diseases of the female genitals	27	58	12	7	7	5	2	3	1	0	122
Nervous system disease	13	30	18	5	7	4	6	3	2	1	89
STIs	15	22	7	5	5	7	2	3	2	0	68
Digestive system disease	16	21	5	3	5	5	2	2	0	0	59
Respiratory diseases	7	13	8	6	4	2	2	2	2	0	46
Urinary diseases	5	9	6	5	4	4	3	5	1	3	45
Hepatic and pancreas disease	1	7	3	3	3	2	6	5	2	0	32
ENT diseases	4	4	3	0	2	2	2	5	2	1	25
Cardiovascular system	6	9	1	3	2	0	0	0	0	0	21
Posttraumatic encephalopathy	3	6	1	2	0	1	3	2	0	0	18
Hepatitis C	0	9	0	3	3	0	1	1	0	0	17
Hepatitis B	1	4	3	2	0	1	4	0	0	0	15
Ectoparasitological skin diseases	4	4	2	1	1	2	0	0	1	0	15
HIV	2	2	0	3	1	1	1	0	0	0	10
Skin diseases	0	3	1	1	0	0	1	0	2	0	8
Eye diseases	3	2	1	0	0	0	0	1	0	0	7
Endocrine system disease	0	3	1	0	0	0	2	0	1	0	7
Blood diseases	1	0	0	2	0	1	2	1	0	0	7
Traumas	0	4	1	0	0	0	2	0	0	0	7
Gonorrhoea	0	1	2	1	0	0	0	0	0	0	4
Syphilis	1	1	0	1	0	1	0	0	0	0	4
Tuberculosis	1	2	0	0	0	0	0	0	0	0	3
Total	110	214	75	53	44	38	41	33	16	5	629

Diseases Revealed for the Period from October 2006 to November 2009



Cooperation with Law Enforcement Bodies

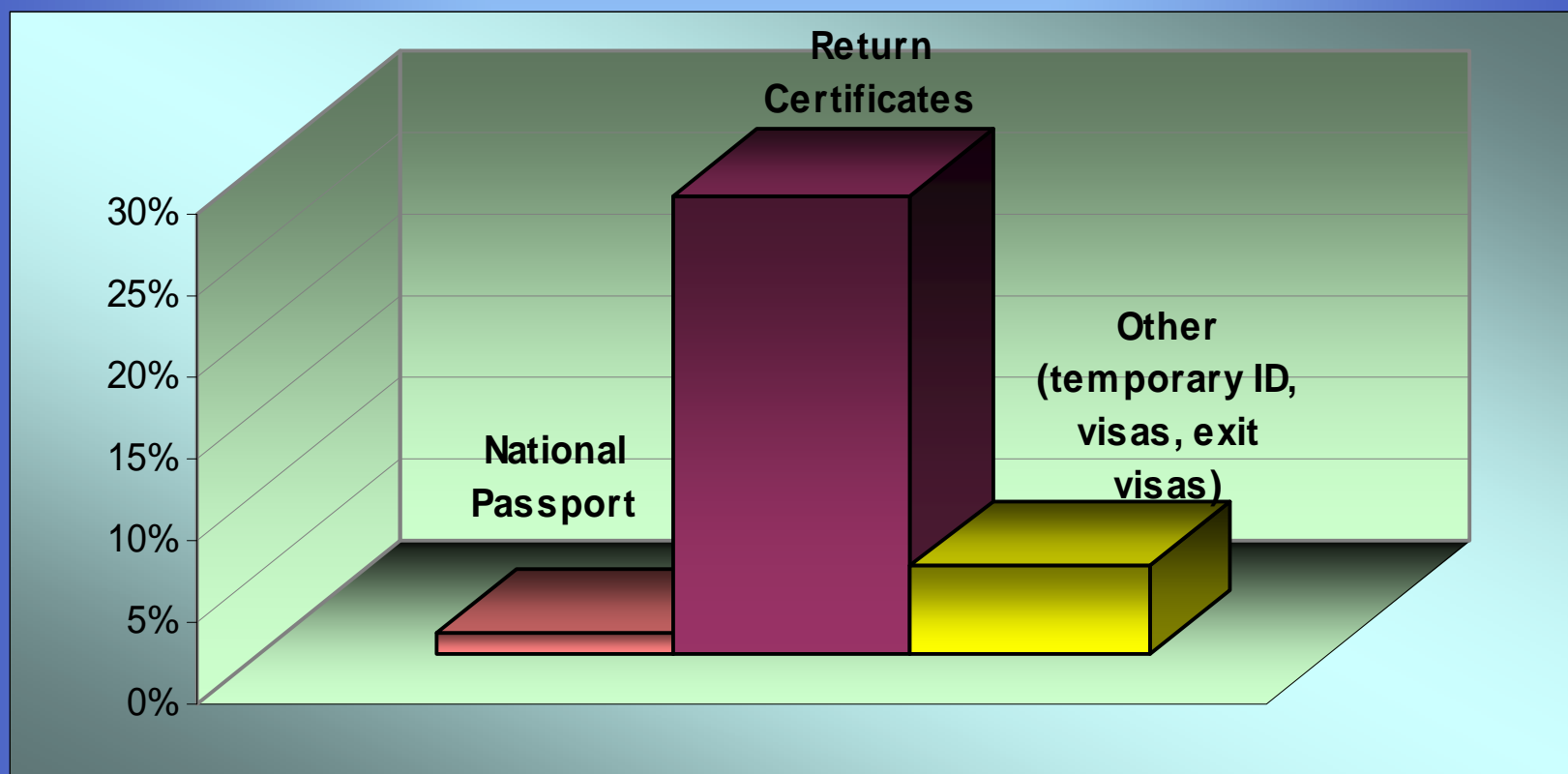


Among 424 VOTs, **59%** cooperated with law enforcement bodies (i.e. were rescued during police raids and operations, provided information, gave evidence or/and participated in the court proceedings):

- 39%** cooperated in Russia, **15%** - abroad, **5%** - in Russia and abroad.
- 41%** - did not cooperate.

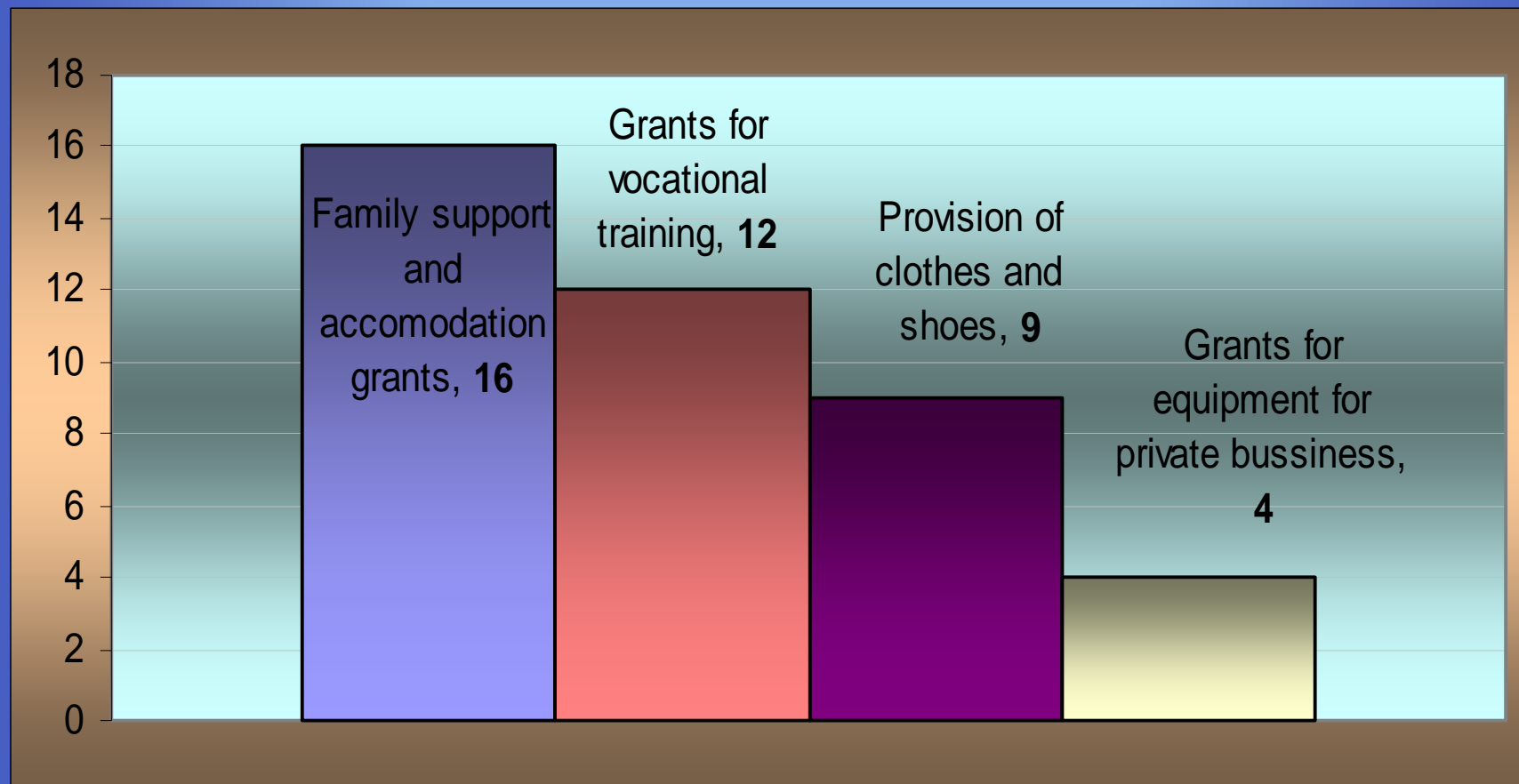
Issue of ID documents for victims

Out of 424 victims **37% (155 VoTs)** were assisted in obtaining the ID documents, including obtaining passport for Russian nationals – 1%, the Return Certificate at the Embassy – 31% and other documents (ID, visas, exit visas) – 5%.



Reintegration assistance

Measures of reintegration assistance were tailored according to individual needs.

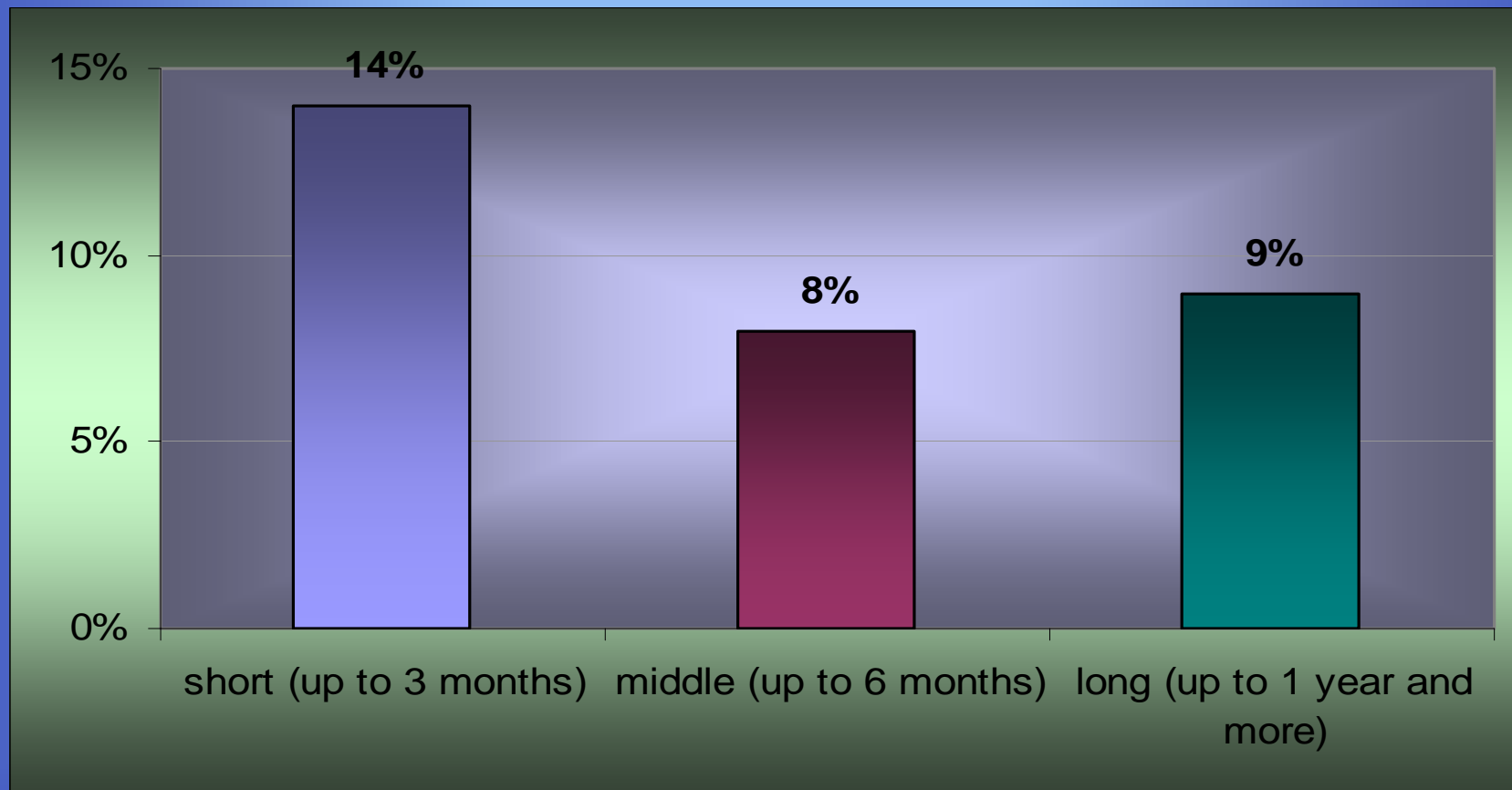


Monitoring of reintegration

All non-Russian national victims of trafficking were referred and monitored by the IOM missions in the countries of residence.

Out of 149 Russian national victims of trafficking: **13%** were referred and are monitored by local NGOs in their home regions, **7%** were referred to the NGO shelters.

Out of 424 assisted cases **30%** victims are monitored directly by the IOM staff.





Prevention of Human Trafficking in the Russian Federation

International Organization for Migration

2nd Zvenigorodskaya, 12, Moscow, 123100

phone: (495) 797-87-22 fax: (495) 253-35-22

Hot-line: 8-800-333-00-16

Toll free calls all over Russia

www.no2slavery.ru